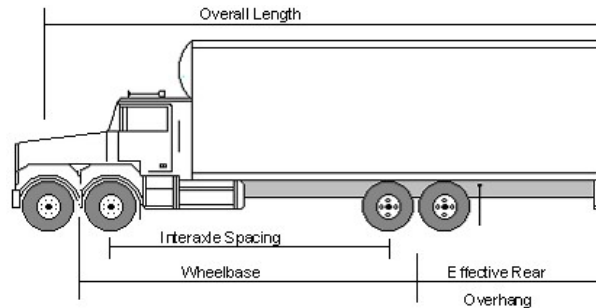
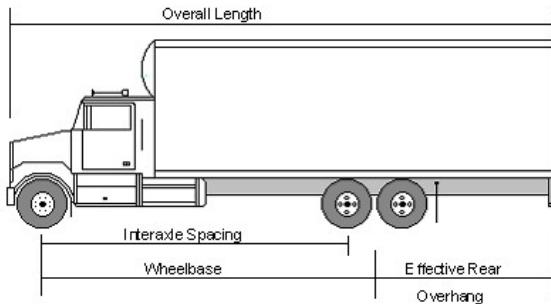
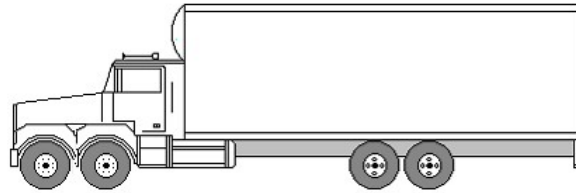
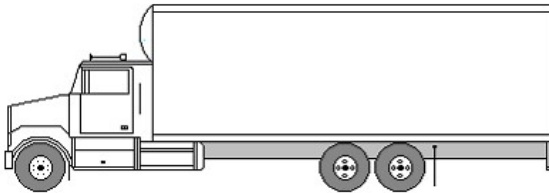


**Part 1 - Dimension Limits**



DIMENSION	LIMIT
<b>Overall Length</b>	Maximum 12.5 m
<b>Overall Width</b>	Maximum 2.6 m
<b>Overall Height</b>	Maximum 4.15 m
Wheelbase	Not controlled
Twin Steer Axle Spread	Minimum 1.0 m/Maximum 1.85 m
Tandem Axle Spread	Minimum 1.2 m/Maximum 1.85 m
Effective Rear Overhang	Maximum 4.0 m
<b>Interaxle Spacings</b>	
Single Steer to Single or Tandem Axle	Minimum 3.0 m
Twin Steer to Single or Tandem Axle	Minimum 5.0 m

**Part 2 - Weight Limits**



WEIGHT	LIMIT
<b>Axle Weights:</b>	
<b>Steering Axle</b>	Maximum 7300 kg
<b>Carrying Axles:</b>	
<b>Single Axle</b>	
Single tires	Maximum 7300 kg
Wide base single tires	Maximum 9100 kg
Dual tires	Maximum 9100 kg
<b>Tandem Axle:</b>	
Single tires	Maximum 13,600 kg
Wide base single tires	Maximum 17,000 kg
Dual tires	Maximum 17,000 kg
<b>Gross Vehicle Weight Limits</b>	
See Weight Calculator <a href="https://www.alberta.ca/commercial-vehicle-weight-and-dimensions-regulations.aspx">https://www.alberta.ca/commercial-vehicle-weight-and-dimensions-regulations.aspx</a> .	Cannot exceed the sum of the maximum legal axle weights and is subject to minimum interaxle spacing.

All axle weights are subject to minimum tire size. The maximum weight per tire shall not exceed the lesser of the tire manufacturer's weight rating or the width of the tire stamped on the sidewall multiplied by 10 kg/mm.