

If a permit has been issued pursuant to Section 62 of the *Traffic Safety Act* authorizing the movement of overweight / over dimension logging trucks, any and all of the following conditions shall apply in addition to any other conditions specified on the permit.

The winter weights allowed by this permit apply to an 8 Axle B-Train as shown in Diagrams 1, 2 and 3.

Diagram 1 - Short Logs

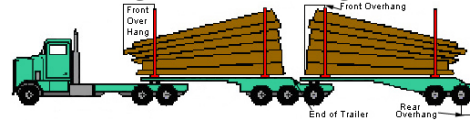
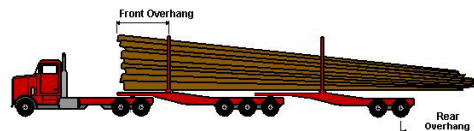


Diagram 2 - Long Logs

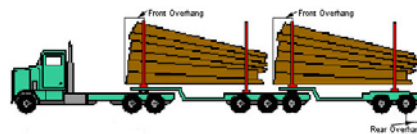


Double Pole B-Train

A tractor and two pole frame B-Train trailers

- The lead trailer is a pole-frame tridem trailer connected by means of a fifth wheel to the tractor unit.
- The main purpose of the pole-frame is to steer the tridem axles
- The tridem axle group consists of three equally spaced axles, with one suspension system:
- The second trailer consists of a pole-frame connected to the preceding trailer by a fifth wheel.

Diagram 3 - Double Pole B-Train Trailer



Definitions

“interaxle spacing” means the longitudinal distance separating two axles or axle groups, or a steering axle and an axle group, as calculated from the centres of the two adjacent axles

General Conditions of Permit

1. A validated ‘8 Axle Tandem Jeep / B-Train’ map showing the destination mills must be used with this permit for the weights and/or dimensions listed to apply during the period when winter weights are in effect.
2. This permit allows for the transport of logs from a forest cut-block, crown land or a salvage location at dimensions and weights exceeding regulated dimensions and weights provided an addendum is used with the coloured map if the highway and location are not indicated on the coloured map.
3. Map and permit are only valid if hauling for or on behalf of the mill identified as the owner of the map.
4. A validated map showing the destination mills to which the logs are being transported must be presented at the request of a peace officer for the noted weights dimensions to apply. Electronic versions of the maps are not acceptable.
5. If a map **is not** used with this permit
 - permit is not valid
 - weights and dimensions apply as regulated under [Commercial Vehicle Dimension and Weight Regulation](#).
6. This permit allows the direct travel from cut-block to mill, mill to mill, cut-block to storage site, or storage site to mill:
 - including government roadside pullouts or rest areas and government weigh scale sites, but **not including** service roads or private facilities unless the private facilities are designated on the map as wrapper check sites.
 - if any exits are made from the highways shown on the map, then weights and dimensions apply as regulated under the [Commercial Vehicle Dimension and Weight Regulation](#).
7. Municipal approval must be obtained prior to travel on local roads under the direction, control and management of the municipality when weights exceed regulated limits.
8. This permit does not allow the vehicle to cross bridges at weights exceeding the posted capacity limits.
9. This permit does not allow travel on a road at weights exceeding the posted road ban limits.
10. Empty log trucks must report to a Vehicle Inspection Station or Mobile Inspection Station when lights are on.

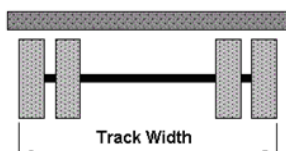
Dimensions

1. This permit allows increased dimensions unless stated otherwise on the validated map to a maximum:
 - (a) overall length when loaded 30.50 metres
 - (b) overall width..... 3.20 metres
 - (c) height of the vehicle or load..... 4.80 metres
 - (e) height of a log picker..... 5.30 metres
 - (f) overhang when loaded..... as noted below
 - (g) trailer track width..... 3.05 metres
2. Brow logs, bunks and all bunk support systems such as rings and cables are included in the overall width of the vehicle.
3. Brow logs which do not extend more than 10 centimetres beyond each side of the outside of the bunk are excluded when determining equipment requirements. If brow log extends beyond the outside of the bunk by more than 10 centimetres, the vehicle must be equipped as regulated under Section 15 [Commercial Vehicle Dimension and Weight Regulation](#).
4. **Short Logs - Diagram 1:** When the logs are supported on only one trailer
 - (a) Each trailer may carry one or more stacks of logs.
 - (b) Front Overhang:
 - 3.0 metres measured from the kingpin of the trailer to the end of the forward most log
 - (c) Rear Overhang:
 - the logs cannot extend past the end of the lead trailer
 - 3.0 metres measured from the center of the last axle to the end of the rear most log
5. **Long Logs - Diagram 2:** When the logs are supported on both trailers:
 - (a) The vehicle may carry only one stack of logs.
 - (b) Front Overhang:
 - 4.0 metres from the pivot point of the front bunk to the front of the forward most log
 - (c) Rear Overhang:
 - 6.0 metres from the center of the last axle to the end of the rear most log
 - (d) **The fifth wheel connection between the two trailers requires a sliding mechanism.** This mechanism shall conform to "Easy Slider" or equivalent.
6. **Double pole without a hinge - Diagram 3:**
 - (a) Each trailer cannot carry more than one stack of logs.
 - (b) Front Overhang:
 - 3.0 metres measured from the kingpin of the trailer to the end of the forward most log
 - (c) Rear Overhang:
 - The logs cannot extend past the end of the lead trailer
 - 3.0 metres measured from the center of the last axle to the end of the rear most log on the rear trailer
 - (d) Wrappers:
 - at the bunks are to be anchored to the bunk/trailer frame.
 - at the bunks that simply go around the load of logs are not sufficient.
 - at the bunks shall be of a type that provides continuous/sustained tension as the load settles.
7. [Commercial Vehicle Dimension and Weight Regulation](#) applies to all other dimensions unless an allowance is noted for a specific dimension on the permit or attached condition(s).

Conditions during the period when winter weights are in effect

1. Winter weights apply during frozen road conditions as directed in writing to the mill by Alberta Transportation. The carrier will be notified by the mill when winter weights are in effect.
2. The steering axle weight shall not exceed the weight allowed by [Commercial Vehicle Dimension and Weight Regulation](#)
3. To qualify for winter weights the vehicle **must be registered for at least 63,500 kg.**
4. To qualify for **weights exceeding 69,500 kg**, all trailers used in an 8 Axle B-Train configuration require a **minimum track width of 2.9 metres.**

Rear View of Trailer



Track Width: Means the width of an axle across the outside faces of the tires measured at any point above the lowest point of the rim

The colour of the highway or highway section on the map allows the weights as listed below:

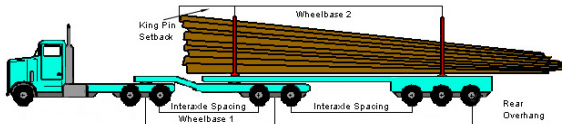
- Green:** 22,000 kg/tandem axle
25,000 kg/tridem axle
74,500 kg GVW
Minimum track width 2.9 metres - If hauling more than one stack of logs on either trailer or if hauling long logs
Use **Blue** weight if track width is less than 2.9 metres when hauling more than one stack of logs on either trailer or long logs
- Blue:** 20,000 kg/tandem axle
24,000 kg/tridem axle
69,500 kg GVW
- Yellow:** 20,000 kg/tandem axle
24,000 kg/tridem axle
65,000 kg GVW
- Red:** **No winter weights.** Weights as regulated under [Commercial Vehicle Dimension and Weight Regulation](#)
- Brown:** Private, bush and License of Occupation Roads (LOC). Check with the owner for allowable weights.
- Black:** Non log haul approved roads. Permit is not valid on **Black** coloured highways.
Weights and dimensions apply as regulated under [Commercial Vehicle Dimension and Weight Regulation](#)

Conditions during the period when winter weights are NOT in effect

1. This permit applies to the vehicle identified on the permit.
2. Although this permit is intended for use by an 8 Axle B-Train, this permit allows weights as regulated under [Commercial Vehicle Dimension and Weight Regulation](#) for all other configurations with the exception of the tridem drive quad axle semi-trailer.
3. This permit is valid for use with a 9 axle B-Train provided the GVW does not exceed 63,500 kg.
4. A validated map showing destination mills must be used with this permit for dimensions listed to apply
 - any log haul map is valid with this permit with the exception of the quad axle semi-trailer, 9 axle B-Train or 10 axle B-Train maps.
5. GREEN, BLUE, YELLOW, RED highways on the validated map are designated for use by log haul vehicles.
 - weights apply as regulated under [Commercial Vehicle Dimension and Weight Regulation](#)
6. BLACK highways are non-log haul approved roads.
 - permit is not valid on black coloured highways
 - weights and dimensions apply as regulated under [Commercial Vehicle Dimension and Weight Regulation](#)
7. This permit allows a tandem jeep/tridem pole trailer or a tandem jeep/tridem semi-trailer (hayrack) to operate to a maximum of 63,500 kg GVW.
8. This permit allows increased dimensions for the following configurations unless stated otherwise on the validated map to a maximum:
 - (a) Rear overhang – measured from centre of last axle to end of rear most log
 - i. 3.0 metres for log haul vehicles transporting short logs
 - Each trailer may carry one or more stacks of logs
 - ii. 9.0 metres for log haul vehicles transporting long logs
 - iii. On an A, B or C-Train the logs cannot extend beyond the end of the lead trailer



- (b) Front overhang does not exceed:
 - i. 3.0 metres from the centre of the front bunk of a pole trailer
 - ii. 3.0 metres from the kingpin of a semi-trailer (hayrack)
 - iii. 4.5 metres from the turn centre of the front bunk of a single or tandem axle jeep logger.
 - iv. 4.5 metres from the kingpin of the rear semi-trailer of a tandem jeep/semi-trailer (hayrack) combination.
- (c) Overall length does not exceed:
 - i. 25.0 metres for a tractor semi-trailer combination transporting short logs
 - ii. 26.0 metres for a tandem truck and full trailer
 - iii. 28.0 metres for a tridem drive truck and full trailer
 - iv. 30.5 metres for all other combinations
- (d) The sum of the wheelbase does not exceed for a tandem jeep/tridem semi-trailer combination:
 - i. 18.0 metres



Bunks

1. Bunk stakes constructed from material other than steel are acceptable provided:
 - (a) The bunk stake has been properly designed and constructed to contain the load.
 - (b) Proper maintenance / inspection procedures are in place to confirm the structural integrity of the bunk stake and bunk stake connections to the vehicle.
2. This permit covers the movement of empty log bunks point to point in Alberta provided :
 - (a) The overall width including bunk support systems such as rings and cables does not exceed 3.2 metres.
3. This permits exempts the empty vehicle from the requirement of displaying a dimensional sign, provided:
 - (a) The headache rack lights are on at night.
4. Empty log bunks of a trailer or jeep loaded on the truck shall not exceed a height of 5.1 metres.

Headache Rack Light Position

When operating under this permit, cab height means the uppermost part of the driver compartment not including aerodynamic accessories.

The [Vehicle Equipment Regulation](#) Section 105 states:

“Despite Section 16, a commercial vehicle carrying a load of logs that overhangs the rear of the vehicle by 1.5 metres or more must have

- (a) a set of two-way headache rack lights mounted on the power unit at approximately cab height”

Rated Capacity of Equipment

1. The operation of the listed public vehicle is subject to the Occupational Health & Safety Code Part 2 and Part 34 Section 524(3) under the [Occupational Health and Safety Act](#).
2. In the event of a conflict between the general condition of this permit referencing rated capacity, and the requirements of the Occupational Health & Safety Code (including any acceptance granted under the Regulation), the requirements of the Occupational Health and Safety Regulation will take precedence.