

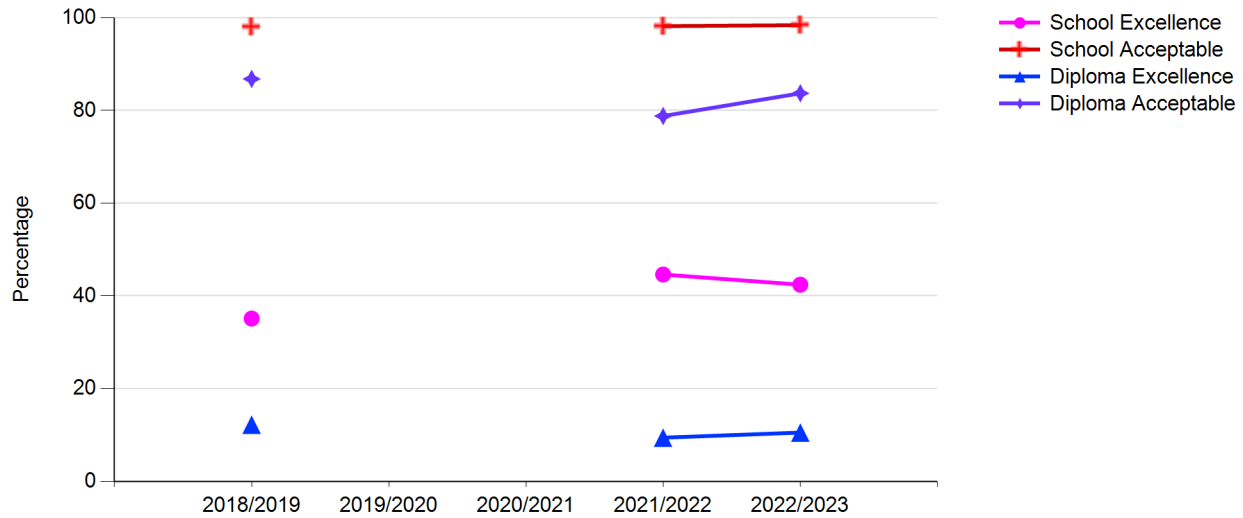
Diploma Examination Multiyear Reports



Five-Year Diploma Examination Results

Province: Alberta

English Lang Arts 30-1



	2018/2019	2019/2020*	2020/2021*	2021/2022**	2022/2023
Number of Students	29878	n/a	n/a	17385	31493
School Excellence	35.1	n/a	n/a	44.6	42.4
School Acceptable	98.0	n/a	n/a	98.2	98.4
Diploma Excellence	12.2	n/a	n/a	9.4	10.5
Diploma Acceptable	86.8	n/a	n/a	78.8	83.7

* Due to the COVID-19 pandemic, no reportable data is available for the 2019/2020 and the 2020/2021 school years.

** The 2021/2022 results do not include the results of the January 2022 diploma exam administration as this administration was cancelled due to the COVID-19 context. As such, the 2021/2022 results are not comparable with previous years' results. Caution should be exercised when interpreting and comparing the results over time.

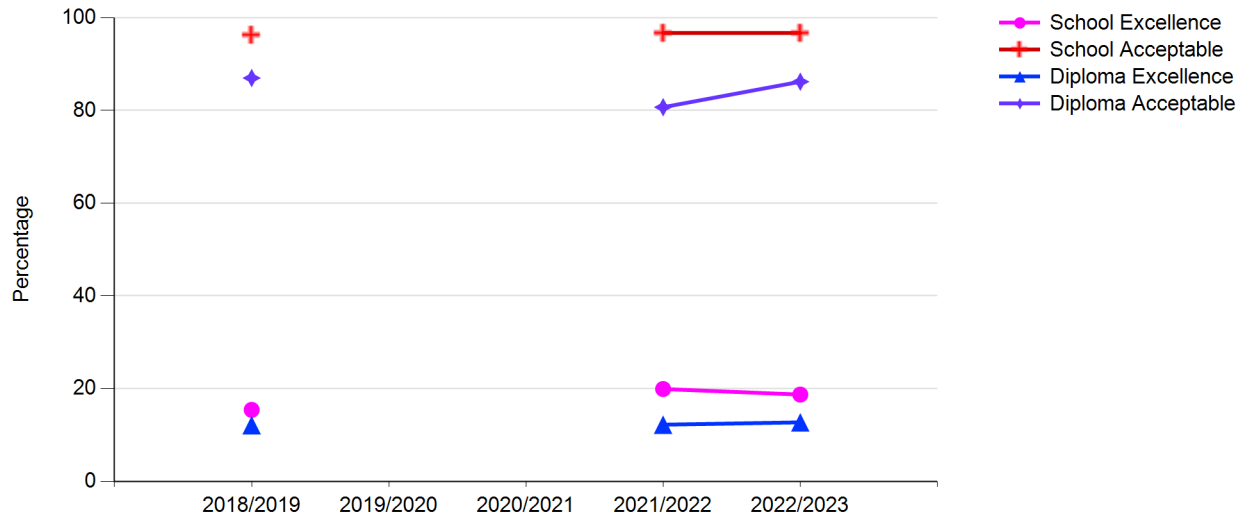
Diploma Examination Multiyear Reports



Five-Year Diploma Examination Results

Province: Alberta

English Lang Arts 30-2



	2018/2019	2019/2020*	2020/2021*	2021/2022**	2022/2023
Number of Students	16717	n/a	n/a	8924	17112
School Excellence	15.4	n/a	n/a	19.9	18.7
School Acceptable	96.2	n/a	n/a	96.7	96.7
Diploma Excellence	12.1	n/a	n/a	12.2	12.7
Diploma Acceptable	87.0	n/a	n/a	80.7	86.2

* Due to the COVID-19 pandemic, no reportable data is available for the 2019/2020 and the 2020/2021 school years.

** The 2021/2022 results do not include the results of the January 2022 diploma exam administration as this administration was cancelled due to the COVID-19 context. As such, the 2021/2022 results are not comparable with previous years' results. Caution should be exercised when interpreting and comparing the results over time.

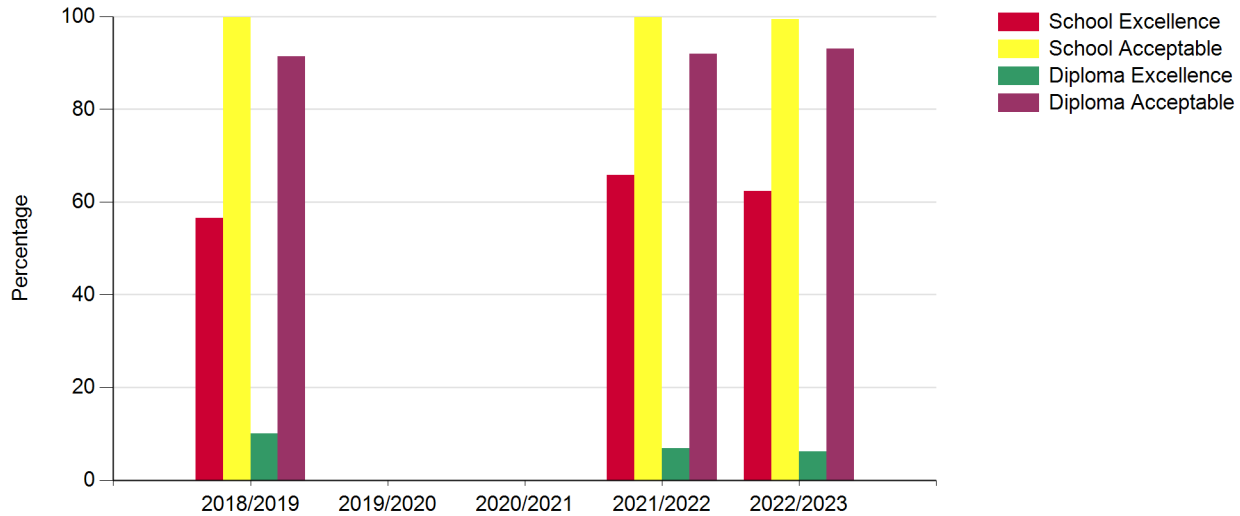
Diploma Examination Multiyear Reports



Five-Year Diploma Examination Results

Province: Alberta

French Language Arts 30-1



	2018/2019	2019/2020*	2020/2021*	2021/2022**	2022/2023
Number of Students	1215	n/a	n/a	666	1236
School Excellence	56.6	n/a	n/a	65.8	62.3
School Acceptable	99.8	n/a	n/a	99.8	99.4
Diploma Excellence	10.1	n/a	n/a	6.8	6.1
Diploma Acceptable	91.4	n/a	n/a	91.9	93.1

* Due to the COVID-19 pandemic, no reportable data is available for the 2019/2020 and the 2020/2021 school years.

** The 2021/2022 results do not include the results of the January 2022 diploma exam administration as this administration was cancelled due to the COVID-19 context. As such, the 2021/2022 results are not comparable with previous years' results. Caution should be exercised when interpreting and comparing the results over time.

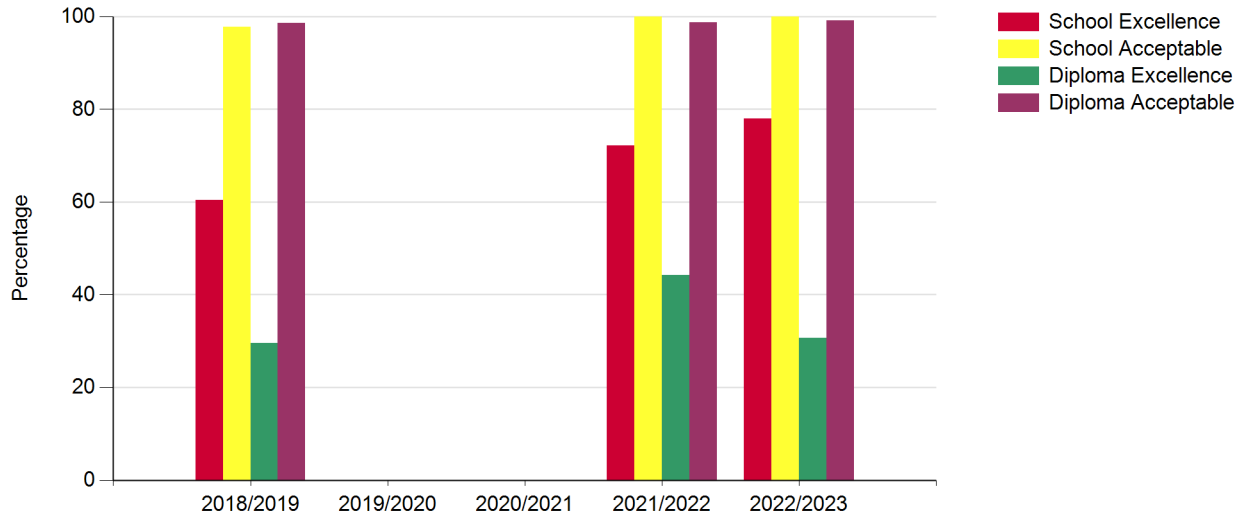
Diploma Examination Multiyear Reports

Five-Year Diploma Examination Results



Province: Alberta

Français 30-1



	2018/2019	2019/2020*	2020/2021*	2021/2022**	2022/2023
Number of Students	139	n/a	*	86	127
School Excellence	60.4	n/a	*	72.1	78.0
School Acceptable	97.8	n/a	*	100.0	100.0
Diploma Excellence	29.5	n/a	*	44.2	30.7
Diploma Acceptable	98.6	n/a	*	98.8	99.2

* Due to the COVID-19 pandemic, no reportable data is available for the 2019/2020 and the 2020/2021 school years.

** The 2021/2022 results do not include the results of the January 2022 diploma exam administration as this administration was cancelled due to the COVID-19 context. As such, the 2021/2022 results are not comparable with previous years' results. Caution should be exercised when interpreting and comparing the results over time.

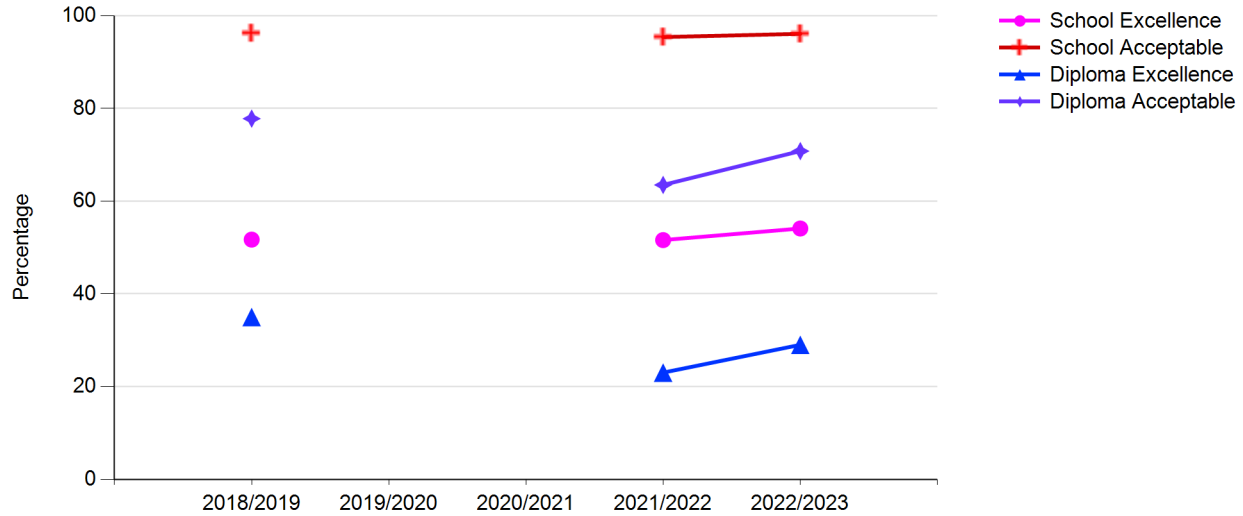
Diploma Examination Multiyear Reports



Five-Year Diploma Examination Results

Province: Alberta

Mathematics 30-1



	2018/2019***	2019/2020*	2020/2021*	2021/2022**	2022/2023
Number of Students	19424	n/a	n/a	9111	19763
School Excellence	51.7	n/a	n/a	51.6	54.1
School Acceptable	96.2	n/a	n/a	95.4	96.1
Diploma Excellence	35.0	n/a	n/a	23.0	29.0
Diploma Acceptable	77.8	n/a	n/a	63.5	70.8

* Due to the COVID-19 pandemic, no reportable data is available for the 2019/2020 and the 2020/2021 school years.

** The 2021/2022 results do not include the results of the January 2022 diploma exam administration as this administration was cancelled due to the COVID-19 context. As such, the 2021/2022 results are not comparable with previous years' results. Caution should be exercised when interpreting and comparing the results over time.

***Starting in the 2018/2019 school year, a written-response component, worth 25% of the total exam mark, has been included in the exam.

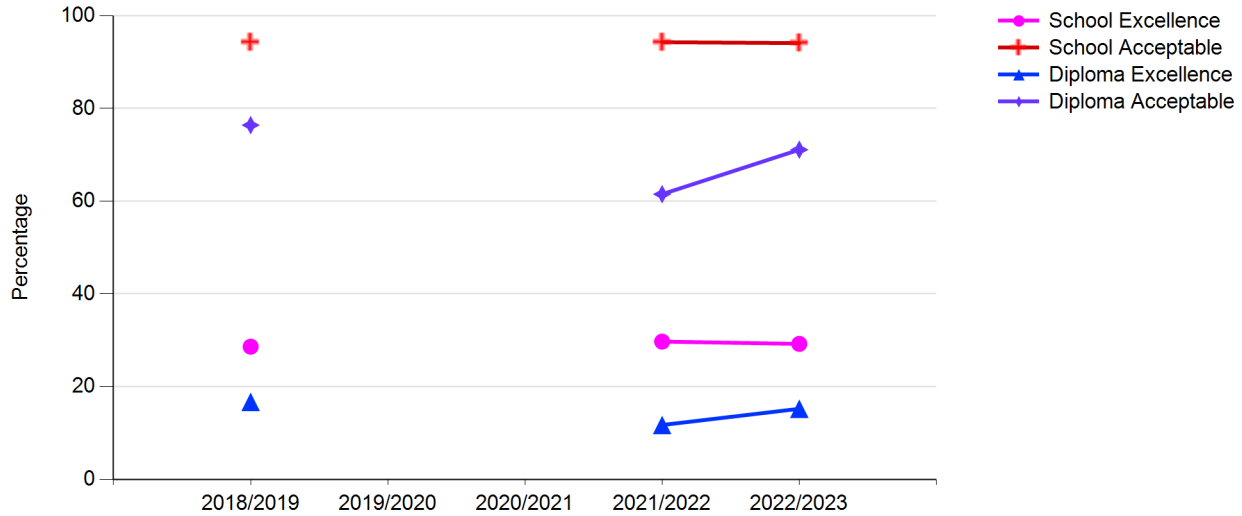
Diploma Examination Multiyear Reports



Five-Year Diploma Examination Results

Province: Alberta

Mathematics 30-2



	2018/2019***	2019/2020*	2020/2021*	2021/2022**	2022/2023
Number of Students	14501	n/a	n/a	7875	14418
School Excellence	28.6	n/a	n/a	29.7	29.2
School Acceptable	94.3	n/a	n/a	94.3	94.1
Diploma Excellence	16.7	n/a	n/a	11.7	15.2
Diploma Acceptable	76.4	n/a	n/a	61.5	71.1

* Due to the COVID-19 pandemic, no reportable data is available for the 2019/2020 and the 2020/2021 school years.

** The 2021/2022 results do not include the results of the January 2022 diploma exam administration as this administration was cancelled due to the COVID-19 context. As such, the 2021/2022 results are not comparable with previous years' results. Caution should be exercised when interpreting and comparing the results over time.

***Starting in the 2018/2019 school year, a written-response component, worth 25% of the total exam mark, has been included in the exam.

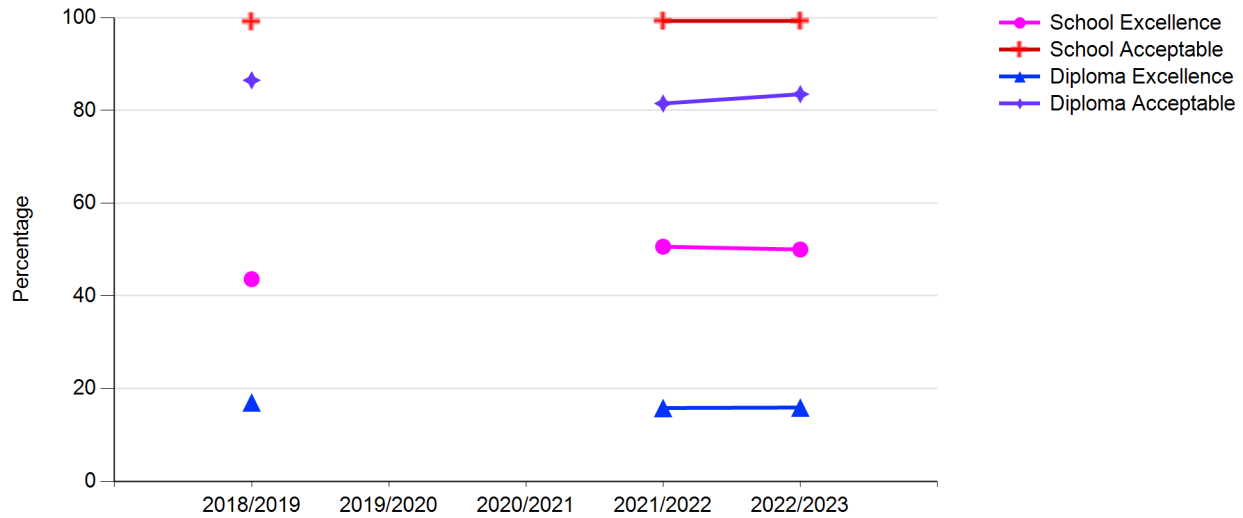
Diploma Examination Multiyear Reports



Five-Year Diploma Examination Results

Province: Alberta

Social Studies 30-1



	2018/2019	2019/2020*	2020/2021*	2021/2022**	2022/2023
Number of Students	21660	n/a	n/a	13823	24023
School Excellence	43.6	n/a	n/a	50.6	50.0
School Acceptable	99.1	n/a	n/a	99.3	99.3
Diploma Excellence	17.0	n/a	n/a	15.8	15.9
Diploma Acceptable	86.5	n/a	n/a	81.5	83.5

* Due to the COVID-19 pandemic, no reportable data is available for the 2019/2020 and the 2020/2021 school years.

** The 2021/2022 results do not include the results of the January 2022 diploma exam administration as this administration was cancelled due to the COVID-19 context. As such, the 2021/2022 results are not comparable with previous years' results. Caution should be exercised when interpreting and comparing the results over time.

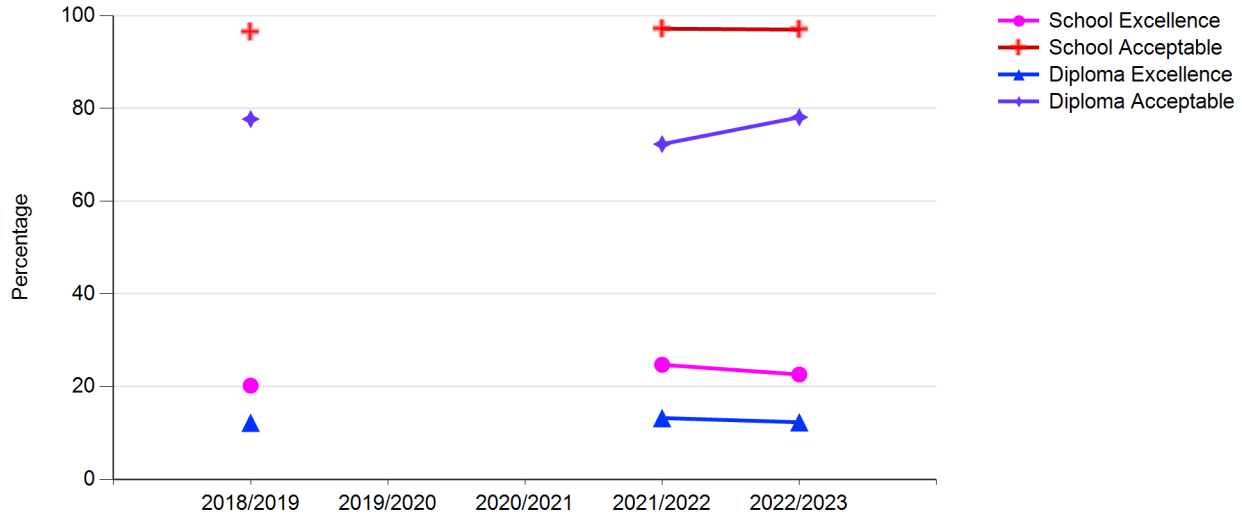
Diploma Examination Multiyear Reports



Five-Year Diploma Examination Results

Province: Alberta

Social Studies 30-2



	2018/2019	2019/2020*	2020/2021*	2021/2022**	2022/2023
Number of Students	20820	n/a	n/a	11171	21045
School Excellence	20.2	n/a	n/a	24.7	22.6
School Acceptable	96.5	n/a	n/a	97.2	97.0
Diploma Excellence	12.2	n/a	n/a	13.2	12.3
Diploma Acceptable	77.7	n/a	n/a	72.3	78.1

* Due to the COVID-19 pandemic, no reportable data is available for the 2019/2020 and the 2020/2021 school years.

** The 2021/2022 results do not include the results of the January 2022 diploma exam administration as this administration was cancelled due to the COVID-19 context. As such, the 2021/2022 results are not comparable with previous years' results. Caution should be exercised when interpreting and comparing the results over time.

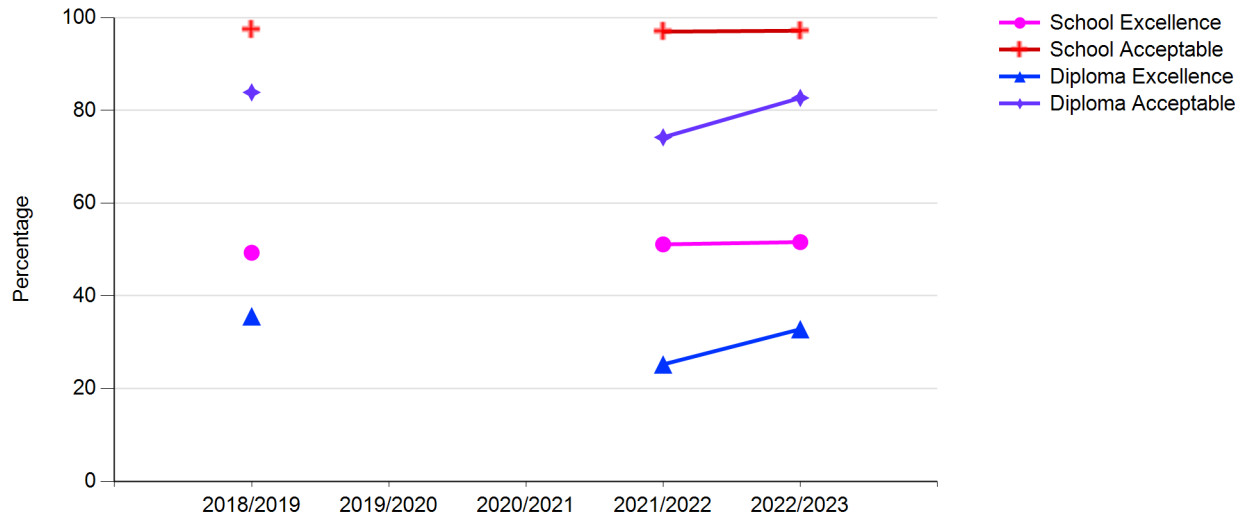
Diploma Examination Multiyear Reports



Five-Year Diploma Examination Results

Province: Alberta

Biology 30



	2018/2019	2019/2020*	2020/2021*	2021/2022**	2022/2023
Number of Students	22501	n/a	n/a	13471	23270
School Excellence	49.3	n/a	n/a	51.1	51.6
School Acceptable	97.5	n/a	n/a	97.0	97.2
Diploma Excellence	35.6	n/a	n/a	25.2	32.8
Diploma Acceptable	83.9	n/a	n/a	74.2	82.7

* Due to the COVID-19 pandemic, no reportable data is available for the 2019/2020 and the 2020/2021 school years.

** The 2021/2022 results do not include the results of the January 2022 diploma exam administration as this administration was cancelled due to the COVID-19 context. As such, the 2021/2022 results are not comparable with previous years' results. Caution should be exercised when interpreting and comparing the results over time.

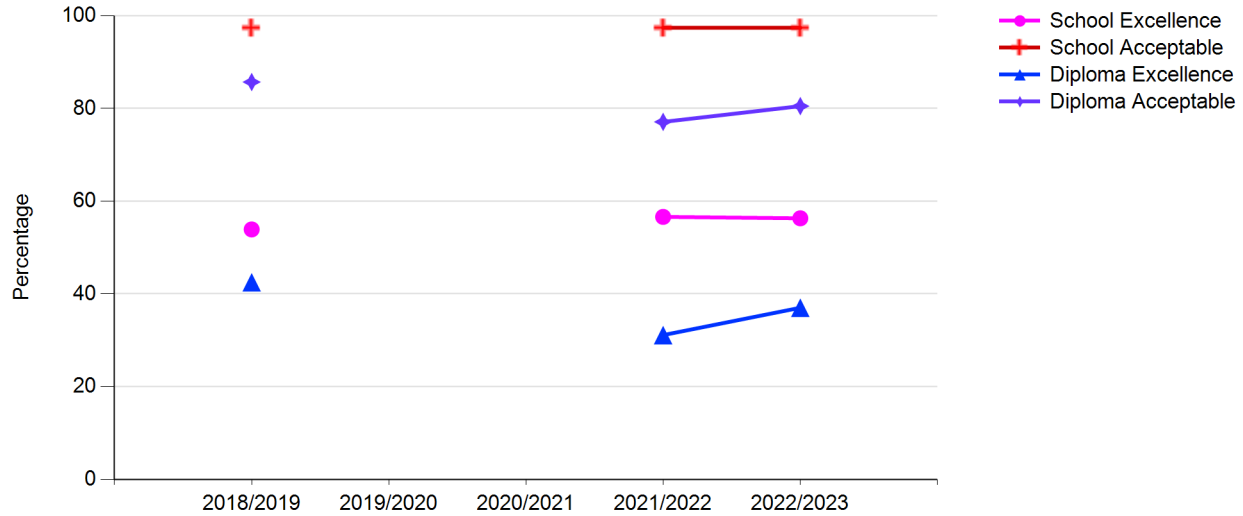
Diploma Examination Multiyear Reports



Five-Year Diploma Examination Results

Province: Alberta

Chemistry 30



	2018/2019	2019/2020*	2020/2021*	2021/2022**	2022/2023
Number of Students	18566	n/a	n/a	10208	18364
School Excellence	53.9	n/a	n/a	56.6	56.3
School Acceptable	97.3	n/a	n/a	97.4	97.4
Diploma Excellence	42.5	n/a	n/a	31.1	37.0
Diploma Acceptable	85.7	n/a	n/a	77.1	80.5

* Due to the COVID-19 pandemic, no reportable data is available for the 2019/2020 and the 2020/2021 school years.

** The 2021/2022 results do not include the results of the January 2022 diploma exam administration as this administration was cancelled due to the COVID-19 context. As such, the 2021/2022 results are not comparable with previous years' results. Caution should be exercised when interpreting and comparing the results over time.

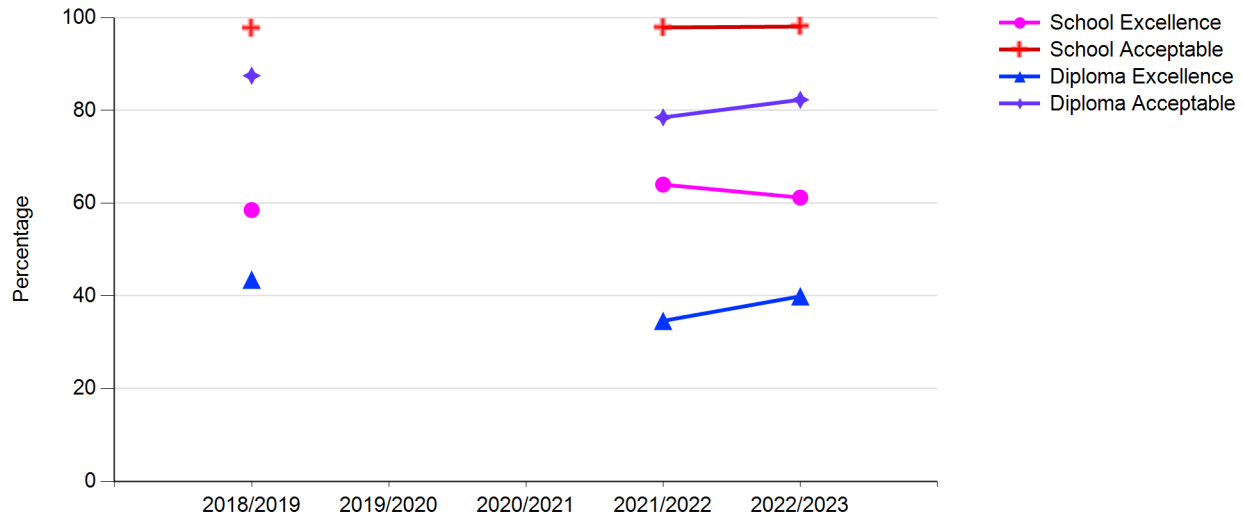
Diploma Examination Multiyear Reports



Five-Year Diploma Examination Results

Province: Alberta

Physics 30



	2018/2019	2019/2020*	2020/2021*	2021/2022**	2022/2023
Number of Students	9260	n/a	n/a	5561	9241
School Excellence	58.5	n/a	n/a	64.0	61.2
School Acceptable	97.8	n/a	n/a	97.9	98.1
Diploma Excellence	43.5	n/a	n/a	34.6	39.9
Diploma Acceptable	87.5	n/a	n/a	78.5	82.3

* Due to the COVID-19 pandemic, no reportable data is available for the 2019/2020 and the 2020/2021 school years.

** The 2021/2022 results do not include the results of the January 2022 diploma exam administration as this administration was cancelled due to the COVID-19 context. As such, the 2021/2022 results are not comparable with previous years' results. Caution should be exercised when interpreting and comparing the results over time.

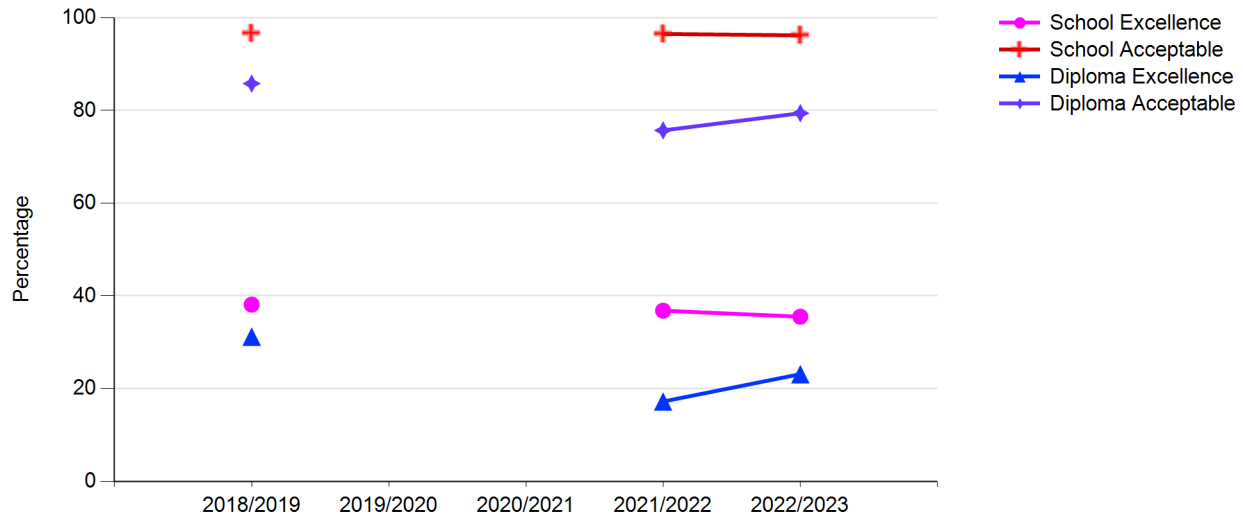
Diploma Examination Multiyear Reports



Five-Year Diploma Examination Results

Province: Alberta

Science 30



	2018/2019	2019/2020*	2020/2021*	2021/2022**	2022/2023
Number of Students	9687	n/a	n/a	4888	8007
School Excellence	38.1	n/a	n/a	36.8	35.5
School Acceptable	96.6	n/a	n/a	96.5	96.2
Diploma Excellence	31.2	n/a	n/a	17.2	23.1
Diploma Acceptable	85.8	n/a	n/a	75.7	79.4

* Due to the COVID-19 pandemic, no reportable data is available for the 2019/2020 and the 2020/2021 school years.

** The 2021/2022 results do not include the results of the January 2022 diploma exam administration as this administration was cancelled due to the COVID-19 context. As such, the 2021/2022 results are not comparable with previous years' results. Caution should be exercised when interpreting and comparing the results over time.