

Grade 6 Parent Guide

Alberta Provincial Achievement Testing
Including French Immersion Subjects



This document was written primarily for

Students

Teachers

Administrators

Parents ✓ Grade 6

General Audience

Others

2023-2024 Grade 6 Parent Guide

Distribution: This document is posted on the [Alberta Education website](#).

© Copyright 2023, the Crown in Right of Alberta, as represented by the Minister of Education, Alberta Education, Provincial Assessment, 44 Capital Boulevard, 10044 108 Street NW, Edmonton, Alberta T5J 5E6, and its licensors. All rights reserved.

Special permission is granted to **Alberta educators only** to reproduce this document for educational purposes and on a non-profit basis.

Excerpted material in this document **shall not** be reproduced without the written permission of the original publisher (see credits, where applicable).



Contents

Questions Frequently Asked About the Provincial Achievement Testing Program.....	3
• What are the purposes of the provincial achievement tests?	3
• Who is expected to write the tests?	3
• What tests are administered and when?	3
• What do the provincial achievement tests assess?	3
• How are provincial achievement tests developed?	4
• What are test accommodations?	4
• How can parents help their children prepare for the tests?	4
• How can teachers prepare their students for writing the tests?	4
• How are the provincial achievement tests marked?	4
• How should provincial achievement test results be communicated and used?	5
• How should school councils use provincial achievement test results?	5
• Should schools be ranked according to their results on provincial achievement tests?	5
Test Descriptions and Sample Questions.....	8
English Language Arts and Literature	9
• Test description	9
French Language Arts	10
• Test description	10
• Sample questions	11
Mathematics / Mathématiques	13
• Test description	13
Science / Sciences	14
• Test description	14
• Sample questions	15
Social Studies / Études Sociales	19
• Test description	19
• Sample questions	20

Answers to Sample Questions	21
Contacts	21
Appendix	22
• New French spelling	22

Please note that if you cannot access one of the direct website links referred to in this document, you can find provincial achievement test-related materials on the [Alberta Education website](#).

Questions Frequently Asked About the Provincial Achievement Testing Program

Students in Grade 6 write provincial achievement tests in language arts/language arts and literature, mathematics, science, and social studies. Students who are registered in French immersion programs write a French form of the mathematics, science, and social studies tests in addition to the French Language Arts and English Language Arts and Literature tests. Students in Grade 9 also write provincial achievement tests. As their children prepare to write provincial achievement tests, parents often ask the following questions about the Provincial Achievement Testing Program.

What are the purposes of the provincial achievement tests?

The purposes of the provincial achievement tests are to determine if students are learning what they are expected to learn; to report to Albertans how well students have achieved provincial standards at given points in their schooling; and to assist schools, school authorities, and the province in monitoring and improving student learning.

Who is expected to write the tests?

All students registered in grades 6 and 9 or those in their sixth or ninth year of schooling are expected to write the tests for their grades.

What tests are administered and when?

Provincial achievement tests are administered to students registered in Grade 6 as follows:

Subject		Official Time*	Month
English Language Arts and Literature	<i>Writing</i>	To be determined	May
	<i>Reading</i>	To be determined	June
French Language Arts (immersion students)	<i>Part A: Writing</i>	120 min	May
	<i>Part B: Reading</i>	60 min	June
Mathematics / Mathématiques	<i>Part A</i>	To be determined	June
	<i>Part B</i>	To be determined	June
Science / Sciences		60 min	June
Social Studies / Études Sociales		60 min	June

*All students may use up to twice the official time, if needed.

What do the provincial achievement tests assess?

Alberta's provincial achievement tests are aligned with the provincial programs of study. No single test can assess everything. The provincial achievement tests address only those learning outcomes that can be readily assessed by a paper-and-pencil test. The clearest picture of students' growth and development is gained when a wide variety of assessment information is considered. The provincial achievement tests provide part of the picture. In addition, classroom teachers use many different assessment strategies throughout the school year to gain information about what students are learning.

How are provincial achievement tests developed?

Classroom teachers from across the province are involved at every stage of the test development and implementation process, including:

- writing, revising, and reviewing questions
- administering field tests
- validating test forms
- validating French translations
- validating scoring guides
- confirming standards
- administering the tests
- marking students' written responses

What are test accommodations?

Alberta Education provides alternative test formats and/or administration conditions for students with special test-writing needs in order to allow these students to do their best. Test accommodations may include Braille or large-print formats, sign language, use of a reader or scribe, and recorded responses. Students who regularly use aids of this type in the classroom to support their learning may make use of these accommodations when writing one or more of their provincial achievement tests.

How can parents help their children prepare for the tests?

It is important that children feel relaxed and comfortable when they write any test, including provincial achievement tests. Children's feelings about a test are very much influenced by what adults close to them say about those tests. Parents can be of most help to their children by encouraging them to relax and do their best, just as they would when writing any test.

How can teachers prepare their students for writing the tests?

Alberta Education discourages test rehearsal and coaching. Provincial achievement tests are like any other test students would normally write. The best preparation for students to write the provincial achievement tests is effective instruction based on the full range of learning outcomes in the Alberta programs of study.

How are the provincial achievement tests marked?

All provincial achievement tests, except the language arts writing tests, are machine scored. The written-response component of the language arts test is marked centrally, in July, by experienced grade 6 language arts teachers who have been nominated by their superintendents. These teachers are trained by, and work under the supervision of, Alberta Education staff.

Alberta Education encourages teachers to mark provincial achievement tests using the scoring guides and exemplars that are provided to them each year. Locally awarded marks on the language arts written-response tests that are submitted to Alberta Education will be used as the first reading of a student's response. The papers will then be marked centrally as the second reading. Both marks contribute to the student's final mark. In the event of a discrepancy between the two marks, papers will receive a third reading, which will determine the final mark that the paper is awarded. In this way, valid and reliable individual and group results can be reported. Papers that are not marked locally by teachers will be marked centrally only once.

Answer keys for each machine-scored provincial achievement test are provided to teachers, who are expected to mark the tests and report the preliminary results to parents in June.

Although no single test can provide a comprehensive picture of a student's achievement, when used in conjunction with more information gained from various classroom assessments, preliminary results can assist parents in more timely and better understanding of their child's achievement.

How should provincial achievement test results be communicated and used?

In late September Alberta Education makes available copies of the Individual Student Profile (ISP) of each student to the staff of the school where the student wrote the provincial achievement tests (see samples on pages 4 and 5). PAT Results Individual Student Profiles (ISP) Reports are available in the Provincial Approach to Student Information (PASI) system. Schools are responsible for forwarding ISPs to parents through the following options: forwarding PDFs of the ISPs electronically to parents via school systems, printing the PAT Results ISP Reports for mailing, or signing up parents for *myPass* access to their child's account. Students and parents will be able to access the PAT Results ISP Reports as needed via *myPass*.

School staff, in consultation with their school council, should look at the school report to see what patterns and trends are evident in the results and to determine how the school's programs might be improved. The principal, teachers, parents, and community can look at these results in relation to past results, along with school and district assessments and other information about students and programs. They can use this information to provide the best possible learning opportunities for their students.

Similarly, it is helpful if the school board and the jurisdiction look at the school authority report to see how district-wide programs can be improved for students. It is also important for Alberta Education to examine the provincial results to see whether changes are needed in provincial programs or policies.

Used in these ways, the test results support continuous improvement in program planning and in teaching. This helps to ensure that as many students as possible achieve provincial standards.

How should school councils use provincial achievement test results?

In collaboration with the school staff, a school council should review the provincial achievement test results. Questions such as the following may serve as a starting point:

- What are the strengths of our school?
- What are the areas requiring growth?
- What factors could be contributing to our school's performance?
- What trends in provincial achievement test results can we identify for our school over the past several years?
- What are our local achievement targets for this year?
- What plans can we develop to address the areas requiring growth and to help students to do their best?

Should schools be ranked according to their results on provincial achievement tests?

Alberta Education **does not support** comparisons of schools or school authorities based on provincial achievement test scores. Rather, in evaluating a school, people should consider a variety of factors that are relevant to that school. Alberta Education emphasizes the importance of provincial standards, local targets, and past performance as the basis for examining the test results and planning instructional programs.

Grade 6 Achievement Tests – June 2018

Individual Student Profile

Student Name:
 Alberta Student Number:
 School of Writing:
 School Authority:



Parent Copy

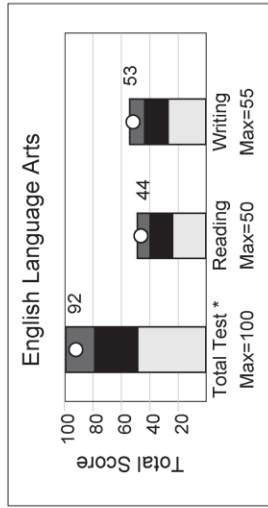
Graph Legend

- Standard of Excellence
- Acceptable Standard
- Below Acceptable Standard
- Student Score

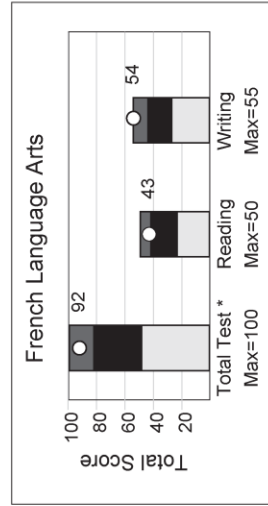
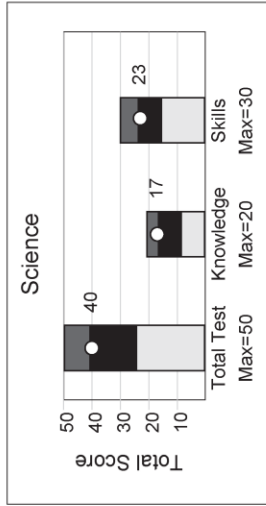
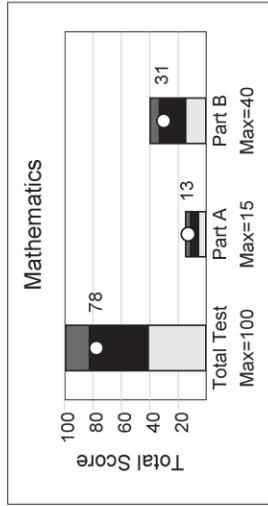
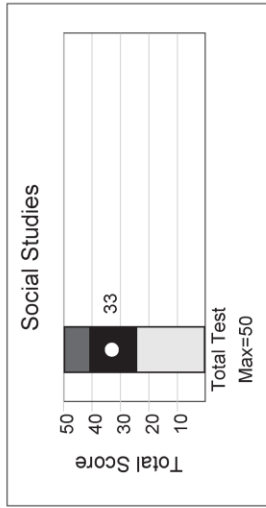
Explanatory Notes

The point on each bar graph indicates the score obtained by the student on the total test and on each of the two components of the test.

The shaded regions indicate the range of scores at the Standard of Excellence (dark grey region), the Acceptable Standard (black region), and below the acceptable standard (light grey region).



*Reading and Writing are weighted equally in the calculation of the total score.



*Reading and Writing are weighted equally in the calculation of the total score.

Grade 6 Achievement Tests – June 2018

Individual Student Profile

Parent Copy

Student Name:
 Alberta Student Number:
 School of Writing:
 School Authority:



Subject	Component	Student's Results			Range of Scores Within Each Standard ¹	
		Score	Standard Achieved	Acceptable Standard	Standard of Excellence	
English Language Arts	Total Test ²	92/100	Excellence	49-79	80-100	
	Reading Writing	44/50 53/55	Excellence Excellence	24-39 28-43	40-50 44-55	
Mathematics	Total Test ⁴	78/100	Acceptable	41-82	83-100	
	Part A Part B	13/15 31/40	Excellence Acceptable	8-12 16-32	13-15 33-40	
Social Studies	Total Test ³	33/50	Acceptable	24-40	41-50	
Science	Total Test	40/50	Excellence	23-39	40-50	
	Knowledge Skills	17/20 23/30	Excellence Acceptable	7-15 16-23	16-20 24-30	
French Language Arts	Total Test ²	92/100	Excellence	50-81	82-100	
	Reading Writing	43/50 54/55	Excellence Excellence	25-41 28-43	42-50 44-55	

The table above provides the student's scores for each subject and for the components of that subject. Also included is the range of scores that define each standard.

- ¹ These standards reflect provincial expectations.
- ² Reading and Writing reporting categories are weighted equally in the calculation of the total score for English Language Arts and French Language Arts.
- ³ Provincial standards are only set on the total test.
- ⁴ Part A is worth 10% and Part B is worth 90% in the calculation of the total score for Grade 6 Mathematics.

Additional information regarding the results of your school and school authority, as well as provincial results, are available on our website at <https://www.alberta.ca/provincial-achievement-tests.aspx>.
 For further explanation, contact Kelly Rota, Director (Student Learning Assessments & Provincial Achievement Testing), Provincial Assessment Sector, via email at Kelly.Rota@gov.ab.ca; or call at 780-427-0010 or toll free at 310-0000.



Test Descriptions and Sample Questions

The Grade 6 provincial achievement tests are designed to reflect the nature and aims of the learning outcomes that are prescribed in provincial programs of study and to assess the achievement of these outcomes. More information about these provincial programs of study is available in [My Child's Learning: A Parent Resource](#).

Descriptions of the Grade 6 provincial achievement tests and some sample questions have been included to give you a first-hand look at what provincial achievement tests are all about. For some questions, we have reduced the print size and changed the layout of the questions for ease of access in this guide.

English Language Arts and Literature

Test description

Test items are created from the learning outcomes contained within the Grade 6 English Language Arts and Literature curriculum.

For more information, see the [Grade 6 English Language Arts and Literature Subject Bulletin](#).

French Language Arts

Test description

Part A: Writing consists of two writing assignments—one narrative and one functional. The official time for the test is 2 hours; however, students have up to 4 hours to complete the test should they need it. For the first 10 minutes of the test time, students have time to discuss both assignments with classmates, in groups of two to four, or to think alone about the writing prompts. Students will engage in this discussion without teacher participation. During this discussion time, students may record their ideas on the planning pages provided in the test booklet. The official test time provides students with time for planning, drafting, and revising both the narrative and the functional writing. Students may do their writing using a computer. They may use commercially published dictionaries, bilingual dictionaries, and thesauri, only when doing *Part A: Writing*.

Part B: Reading consists of 50 multiple-choice questions based on reading selections from fiction, non-fiction, drama, poetry, and visual media. Students record their answers on a separate, machine-scorable answer sheet. The official time for the test is 60 minutes; however, students have up to 2 hours to complete the test should they need it. Students are not allowed to use a dictionary, a thesaurus, or other reference material when doing *Part B: Reading*. See the [Appendix](#) for information on new French spelling.

For more information, see the [Grade 6 French Language Arts Subject Bulletin](#).

Sample questions

I. Lis le texte ci-dessous et réponds aux questions 1 à 5.

UN CLOU DÉGUISE EN SOU !

1 Aimes-tu la chimie? Voici une expérience où tu utiliseras la chimie pour nettoyer des pièces de
2 monnaie ternies et pour donner à un clou d'acier l'aspect d'un sou [...].

3 Il te faut :

- un verre transparent
- du vinaigre
- du sel de table
- 4 à 10 pièces de un cent
- deux clous en acier
- du papier d'émeri¹ ou de la laine d'acier
- une cuiller à soupe

<p>1</p> <p>Dans le verre (ou le bocal), verse environ ½ tasse de vinaigre. Ajoutes-y une cuillerée à table de sel. Brasse avec la cuiller afin de dissoudre le sel.</p>	<p>2</p> <p>Frotte un clou avec le papier d'émeri ou la laine d'acier. Le clou doit devenir brillant.</p>	<p>3</p> <p>Mets le clou que tu as frotté, ainsi que les pièces de un cent, dans le verre contenant la solution de vinaigre.</p>	<p>4</p> <p>Au bout d'environ deux heures, retire le clou et les pièces de monnaie du verre. Compare-les avec des sous et un clou qui n'ont pas trempé dans la solution.</p>
---	--	---	---

4 Pourquoi les sous deviennent-ils **propres**?

5 Lorsqu'elles sont neuves, les pièces de un cent sont brillantes. Mais avec le temps et au contact
6 de l'air, leur surface se ternit (elle devient noirâtre). En faisant tremper ces pièces dans une
7 solution de vinaigre et de sel, le cuivre terni se détache. Apparaît alors le cuivre qui se trouvait
8 sous cette surface; il est intact et donc, brillant.


9 C'est quoi le **truc**?



En mélangeant le vinaigre et le sel, il se produit **une réaction chimique** : vinaigre et sel réagissent ensemble et forment **un acide** (de l'acide chlorhydrique).



Cet **acide** attaque les sous noirs, qui sont faits de cuivre. Des **particules de cuivre** (Cu+) se détachent alors de la surface de pièces de monnaie.



Dans la solution de vinaigre, on trouve maintenant du **cuivre sous la forme d'ions**² (Cu+). C'est-à-dire que les particules de cuivre ont une charge positive.



Les ions cuivre dans la solution sont attirés par le clou d'acier car celui-ci a une charge négative. Au contact du clou, ces ions se collent à l'acier, ce qui lui donne **un aspect cuivré**.

Sarah Perreault
illustrations de Jacques Goldstyn

¹papier d'émeri — papier servant à polir (papier sablé)

²ions — molécules

Perreault, Sarah. « Un clou déguisé en sou ! » *Les Débrouillards*, n° 170 (janvier 1998). Adapté et reproduit avec la permission des Publications BLD inc.

Goldstyn, Jacques. *Les Débrouillards*, n° 170 (janvier 1998). Adapté et reproduit avec la permission de Jacques Goldstyn.

1. Dans le titre, le mot « DÉGUISE » suggère que le clou
 - A. est devenu un nouvel objet
 - B. a une apparence différente
 - C. a repoussé la saleté
 - D. est devenu brillant

2. Dans l'expérience, il faut avoir deux clous pour
 - A. montrer le changement de couleur au début et à la fin de l'expérience
 - B. brasser le mélange d'ingrédients au début et à la fin de l'expérience
 - C. attirer assez de particules de cuivre dans la solution
 - D. causer une réaction chimique entre les ingrédients

3. Laquelle des actions suivantes doit-on prendre lors d'une des étapes de l'expérience?
 - A. Mélanger le cuivre et l'acide
 - B. Séparer le sel du vinaigre
 - C. Faire dissoudre le clou
 - D. Faire briller le clou

4. Avec le temps, les clous deviennent **moins** brillants à cause
 - A. de l'air
 - B. du cuivre
 - C. de l'acier
 - D. du vinaigre

5. Dans l'explication indiquée sous le dernier verre, le clou prend « **un aspect cuivré** » parce que le clou
 - A. a attiré les particules d'un autre métal
 - B. a changé la couleur de la solution
 - C. a transformé la solution en acide
 - D. a attiré les particules de sel

Mathematics / Mathématiques

Test description

Test items are created from the learning outcomes contained within each of the following seven organizing ideas of the Grade 6 Mathematics curriculum: Number, Algebra, Geometry, Coordinate Geometry, Measurement, Patterns, and Statistics.

For more information, see the [Grade 6 Mathematics Subject Bulletin](#).

Science / Sciences

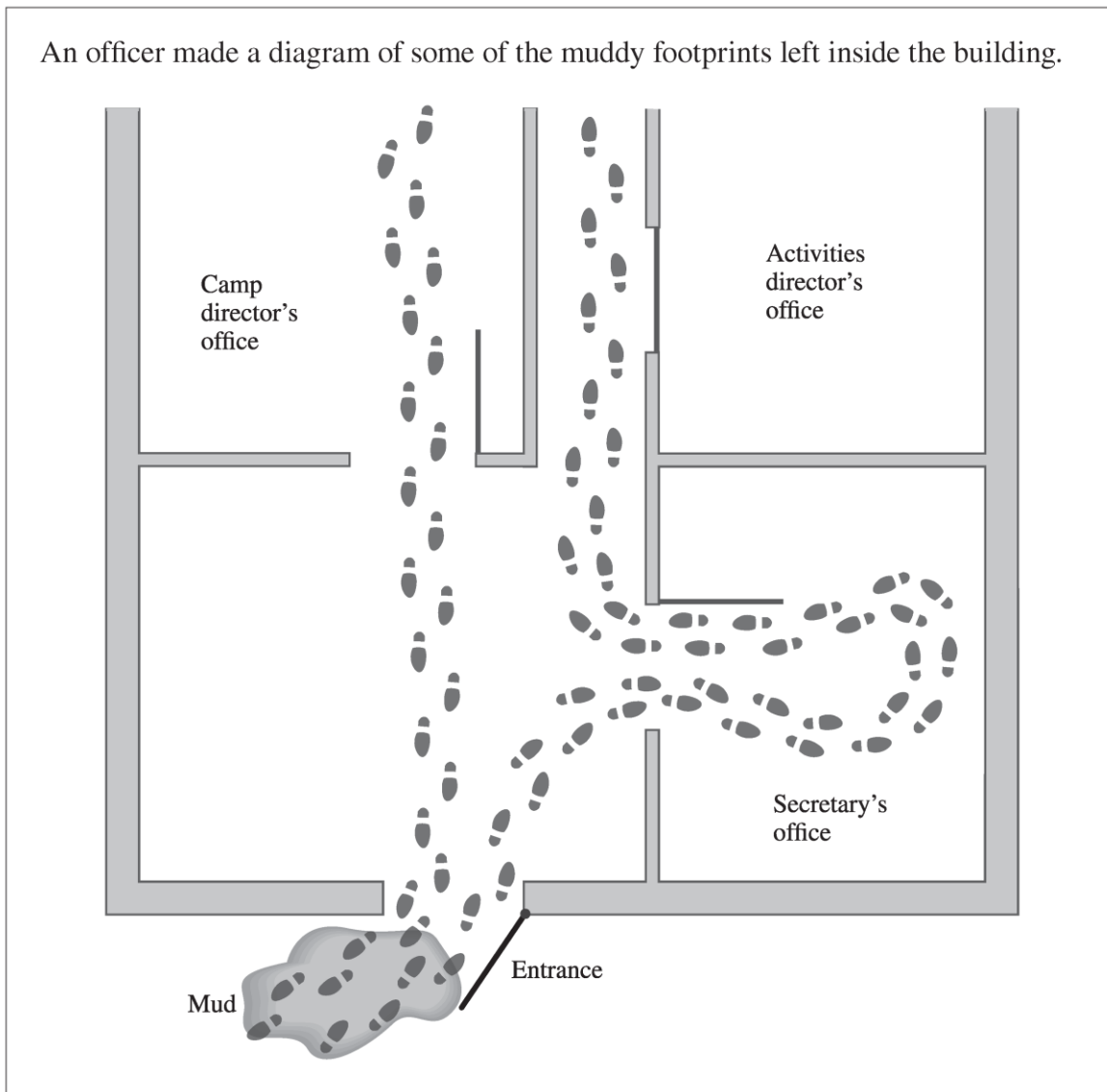
Test description

The *Grade 6 Science Provincial Achievement Test* consists of 50 multiple-choice questions. The official time for the test is 60 minutes; however, students have up to 120 minutes to complete the test should they need it. Students record their answers on a tear-out, machine-scorable answer sheet. Test items are created from the student outcomes contained within each of the following five strands of the Alberta Program of Studies for Grade 6 Science: Inquiry and Problem Solving; Air, Aerodynamics, and Flight; Sky Science; Evidence and Investigation; and Trees and Forests.

For more information, see the [Grade 6 Science Subject Bulletin](#).

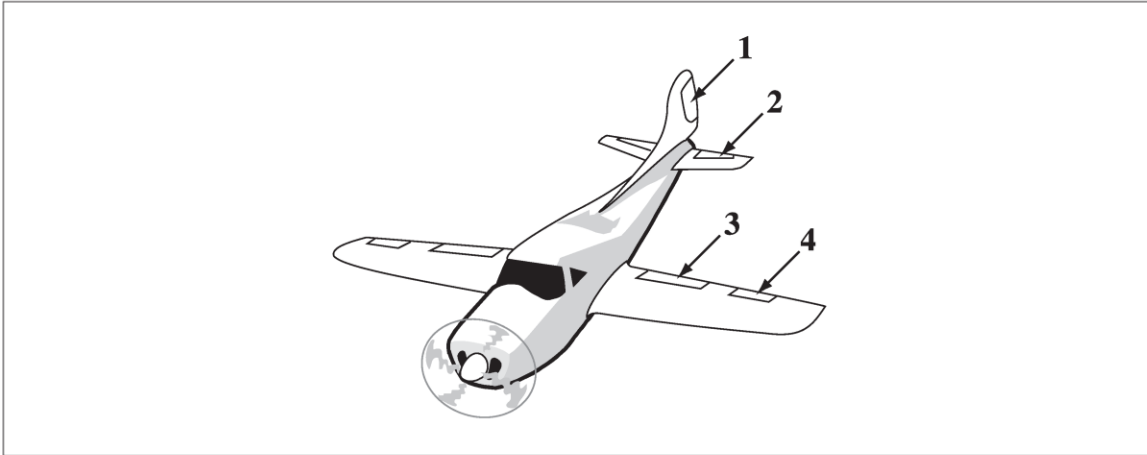
Sample questions

Use the following information to answer question 1.



1. By looking at the officer's diagram, it can be inferred that the person who left the footprints
 - A. stayed in the building only a few seconds
 - B. triggered an alarm in the secretary's office
 - C. ran out of the building carrying something heavy
 - D. found a second door leading to the camp director's office

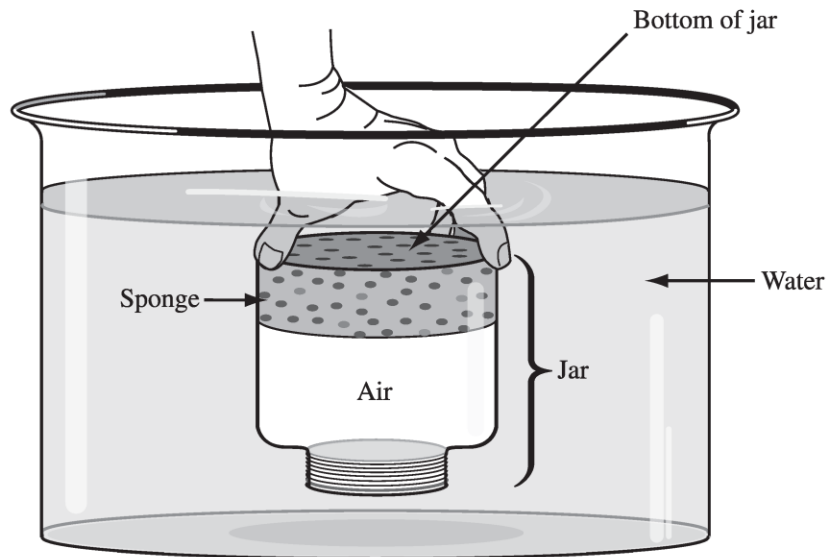
Use the following information to answer question 2.



2. The part of the airplane shown above that causes the nose to tilt down and the tail to rise is numbered
- A. 1
 - B. 2
 - C. 3
 - D. 4

Use the following information to answer question 3.

Justine's test involves a jar and a sponge. Justine placed a sponge into the bottom of an open jar. Then she turned the jar upside down and held it in a container of water.



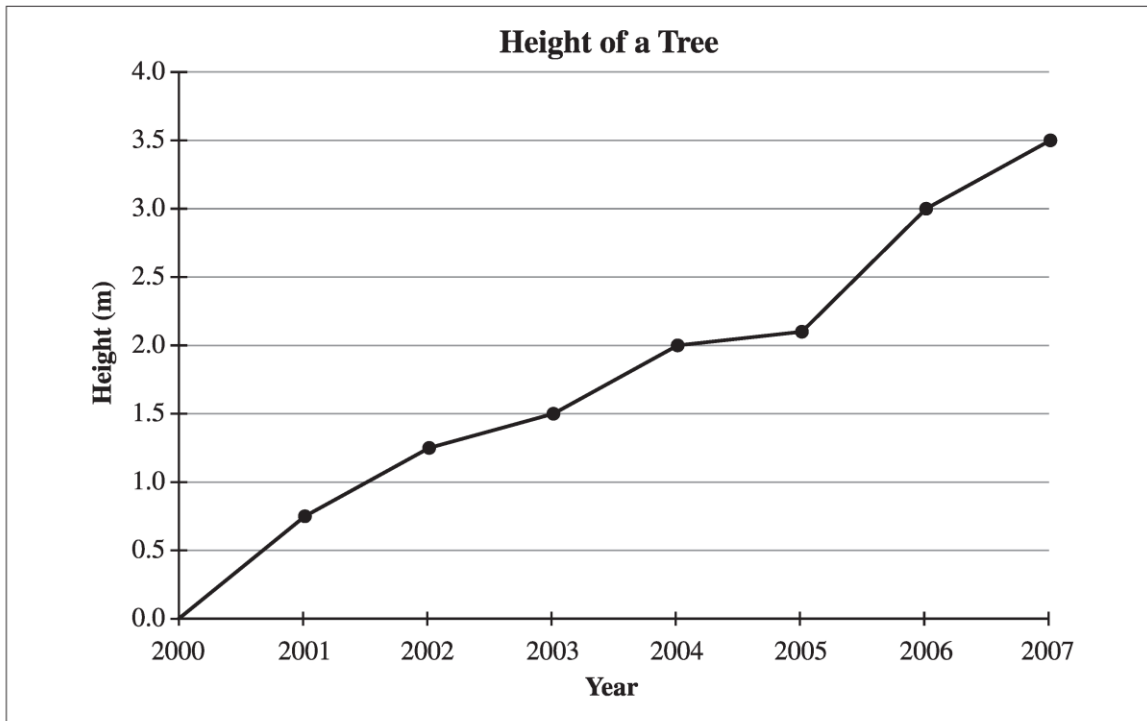
3. Which of the following statements explains why the sponge did not get wet?
- A. The air in the jar exerts pressure on the water.
 - B. The air in the jar is lighter than the sponge.
 - C. The sponge is lighter than the air.
 - D. The sponge takes up space.

Use the following information to answer question 4.

Henri's investigation showed how the length of a shadow cast by a sundial changed throughout the day.

4. Henri explained that the length of the sundial's shadow changed throughout the day because of the
- A. revolution of Earth around the Sun
 - B. distance of Earth from the Sun
 - C. rotation of Earth on its axis
 - D. tilt of Earth on its axis

Use the following information to answer question 5.



5. Between which years was the tree's growth **most** affected by good growing conditions?
- A. 2001 and 2002
 - B. 2003 and 2004
 - C. 2004 and 2005
 - D. 2005 and 2006

Social Studies / Études Sociales

Test description

The *Grade 6 Social Studies Provincial Achievement Test* consists of 50 multiple-choice questions. The official time for the test is 60 minutes; however, students have up to 120 minutes to complete the test should they need it.

For more information, see the [Grade 6 Social Studies Subject Bulletin](#).

Sample questions

Use the following information to answer question 1.

Events in the Electoral Process

- 1 People who are eligible to vote cast their votes at polling stations.
- 2 Candidates campaign in an attempt to win people's votes.
- 3 The premier visits the lieutenant governor and asks for the session of the legislature to be dissolved.
- 4 The premier calls an election.
- 5 Elected officials are sworn in as members of the government.

1. Which of the following sequences identifies the correct order of events in a provincial electoral process?
 - A. 5, 1, 2, 3, 4
 - B. 2, 3, 4, 1, 5
 - C. 4, 2, 3, 5, 1
 - D. 3, 4, 2, 1, 5

2. The citizens of Ancient Athens took action against individuals who did not vote **most likely** because they believed that
 - A. obedience was more important than freedom
 - B. public life was more important than family life
 - C. citizens had the right to participate in government
 - D. citizens had the responsibility to participate in government

3. Some agreements and treaties were recorded by oral tradition and by
 - A. sketching pictures on paper
 - B. weaving a wampum belt
 - C. writing on birch bark
 - D. creating a myth

Answers to Sample Questions

French Language Arts	Science/Sciences	Social Studies/ Études Sociales
1 B	1 D	1 D
2 A	2 B	2 D
3 D	3 A	3 B
4 A	4 C	
5 A	5 D	

Contacts

If you have additional questions or comments about provincial achievement testing, please speak with your child's teacher or school principal, or contact

EDC.PATS@gov.ab.ca

Appendix

New French spelling

As of January 2008, all French-language Alberta Education documents have been published in accordance with the new spelling rules adopted by the *Conseil supérieur de la langue française* of France in 1990.

These new rules apply to approximately 2 000 words in the French language. Even though these new rules have been officially approved, they are not mandatory. During this transition period, which could last many years, both spellings are admitted. Neither spelling, traditional or new, is wrong. Consequently, no student who uses either spelling convention, even within a given written assignment, is to be penalized. This holds true for all school work as well as for all written responses in the French-language provincial achievement tests and diploma exams.

The key new rules are as follows:

- 1. The elements of compound numbers are all joined by a hyphen.**
 - a. Traditional spelling: deux cent quarante-sept
 - b. New spelling: deux-cent-quarante-sept
- 2. The circumflex accent is no longer used on *i* and *u*.**
 - a. Traditional spelling: connaître, coûter, août, maîtrise
 - b. New spelling: connaitre, couter, aout, maitrise
- 3. The grave accent replaces the acute accent before a syllable having a silent e.**
 - a. Traditional spelling: événement, crèmerie, céleri
 - b. New spelling: évènement, crèmerie, cèleri
- 4. The hyphen is removed from compound words having a prefix such as *entre-* and *contre-* and in words borrowed from other languages.**
 - a. Traditional spelling: entre-temps, contre-exemple, auto-école, basket-ball
 - b. New spelling: entretemps, contrexemple, autoécole, basketball
- 5. The second element of compound words is now pluralized when the word is used in the plural.**
 - a. Traditional spelling: des brise-glace, des cure-dent, des après-midi
 - b. New spelling: des brise-glaces, des cure-dents, des après-midis