

COVID-19 INFORMATION

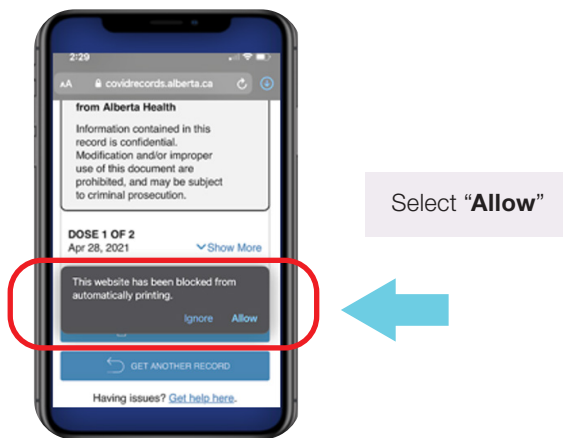
SAVING VACCINE RECORDS WITH A QR CODE ON IPHONES

A step-by-step guide

First get your Alberta vaccine record with a QR code at alberta.ca/CovidRecords.

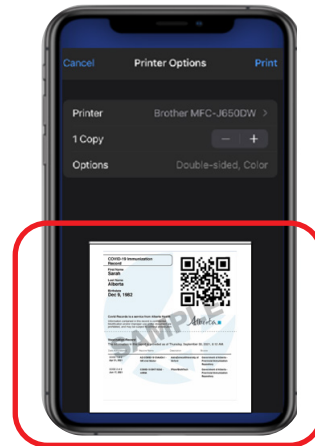
Here are some options to save the record on an iPhone:

If prompted with a message: "This website has been blocked from automatically printing". Select "Allow".




Save as a PDF

1. Press on the image and hold it for a few seconds for an image to enlarge



Take a screen capture

You can expand the vaccine doses information at 'show more' before taking the screenshot.



2. Press on the image again and press the "Share" icon in the corner save it to your device as a PDF document or email it to yourself

Adding the vaccine record to Apple Wallet

Before you begin, update your device to iOS 15.1 or later.

1. Open **“Settings”**
2. Select **“General”**
3. Select **“Software Update”**
4. Download and Install the update.

NOTE:

If you already added a Covid Record to your Health app before updating to iOS 15.1, you will have to remove it

1. Enter your Health app
2. Select **“covidrecords.alberta.ca”**
3. Select **“Source Details”**
4. Select **“Remove Source”**

Option 1

- Scan a printed copy of your vaccine record
- Open your camera app
- Hover over the QR code until it is framed with a yellow border
- Select the yellow **“Health”** icon
- Select **“Add to Wallet & Health”**
- The record will be successfully added to your Apple Wallet

Option 2

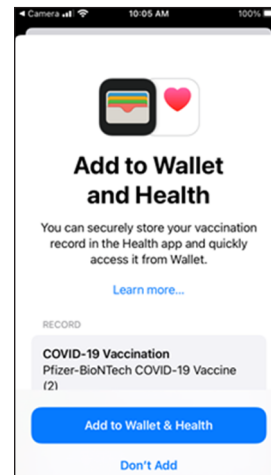
Save a digital copy directly from alberta.ca/CovidRecords

- Open alberta.ca/CovidRecords on your device
- Complete the form to get your vaccine record
- Press and hold on your QR code until more options show up
- Select **“Open in Health”**
- First Select **“Add to Wallet & Health”**

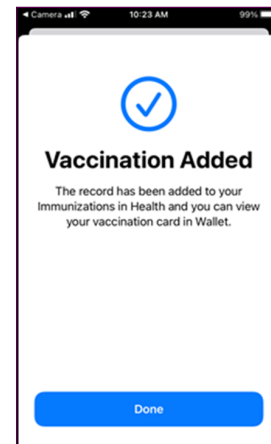
First name required

The Apple Wallet requires a first name to save a record. Individuals will not be able to scan the QR code with their camera and import into Apple Wallet and Health app with a blank first name. Please visit Covid records Helpdesk for support:

<https://www.alberta.ca/covid-records-helpdesk.aspx>



The record will be successfully added to your Apple Wallet



Open your Wallet app and select the red **“Vaccination Card”** button to see your record.

